




Timber Hitch- Used to attach a rope to a log for dragging.




Clove Hitch- Used to start a lashing, or otherwise loosely attach a rope to a pole.



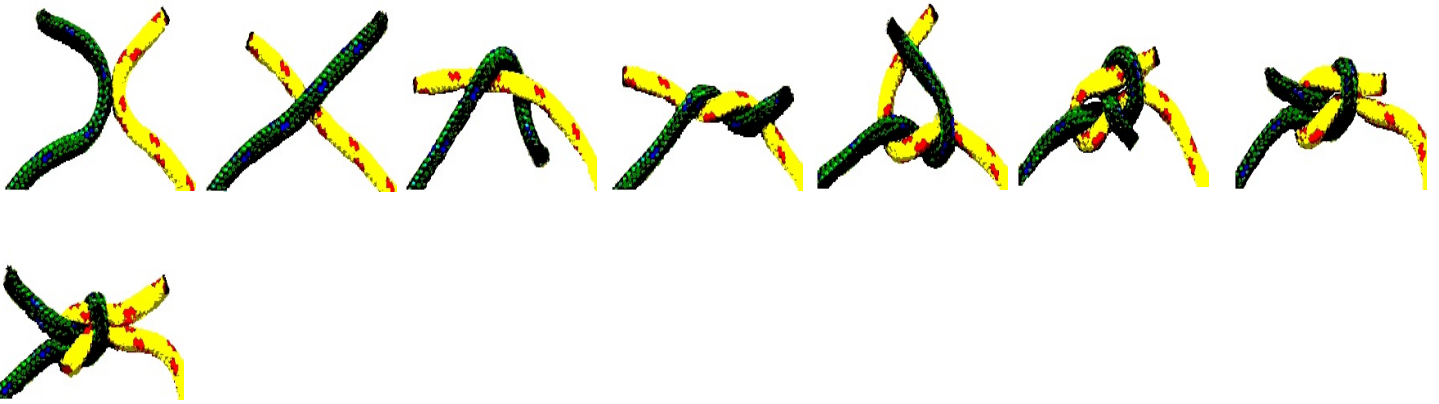
Two Half Hitches - Used to attach a rope to a pole or guy point. Must be securely tightened.




Taut-Line Hitch- Used as a hitch, which may be drawn up away from what it is looped around to tighten a line.



Square Knot- Used to bind a package or bundle.



Sheet Bend- Used to join two ropes together, which may be of unequal thickness.



Bowline- Used to make a non-slipping loop.

